

Samantha Milner Presents

The Ultimate Affiliate Manual



**You Have Full Master Resale &
Giveaway Rights To This Product!
Basically You Can Do Whatever You
Like With It As Long As It Is Not
Altered.**

By DSM Publishing Limited
www.dsm-publishing.co.uk

Please Note

The information contained in this publication is for reference only. The author and/or publisher are not liable for any losses, actions or liabilities that arise from reading or using any of the information contained in this publication. The reader/ user is responsible for checking and adhering to any legal requirement pertaining to the use, downloading or any resultant action from any software versions arising from a link in this book. The author and /or publisher are not responsible for any broken links although we try our best to make sure the information contained herein is accurate.

You also have master resale rights only to this product and it is against your licence terms to change the contents of this publication. Feel free to join the [Samantha Milner Ezine](#) and receive great affiliate marketing tips along with selected special offers.

Affiliate Program

We have several affiliate ebooks in place just for you. So that you can make REAL money online!

This affiliate manual is geared towards our affiliate products. Then you have this great bible to use when promoting our internet marketing products.

You can find out more about our affiliate marketing products through the following link:

<http://www.dsm-publishing.co.uk/affiliates>

With DSM Publishing we offer all kinds of upsells for our affiliates so you are just in a position to affiliate one ebook but several. All from one promotional click!

Imagine earning money from a link you sent out six months ago! As that is exactly what we can do for you through our numerous sales funnels.

Once you are a member simply follow this course and bring in the dollars tomorrow!!!



The Ultimate Affiliate Manual

If you ever wanted to make money online affiliate marketing is one of the methods that always appear as the easiest options time after time. It is easy because to be able to achieve success with it all you need to do is drive traffic to a link.

You don't need to own your own website or Blog just have the ambition to make money online. It is an easy way out and often an amazing solution to your online money making problems.

I have been recruiting affiliates for my products for years, through various promotion methods and even though I have never been short of affiliates, the sheer amount of them these days is breathtaking.

Due to more and more people out of work affiliate marketing is there for them when an employer simply isn't!!

I have put together this affiliate manual with the newcomer to online marketing in mind and if you follow the systems in this ebook you will have no problem making it online!

We are big fans of ClickBank.com and all our affiliate sales go through them so that means that you can earn money straight away without having to wait for payment. As soon as the sale goes through you will be credited with your affiliate amount (60% of the sale) and I will be credited with my 40% at the same time.

Then you can log in to your ClickBank account at any time and monitor your income whenever you like!

I have broken this ebook down into my favourite affiliate methods over a seven day period so that you can grow your affiliate income bit by bit. This is also perfect for you if you have limited time and are still stuck in your 9-5 job!

However on the other hand, if you want to jump right in and put in more hours you can do all of the ebook over three days!

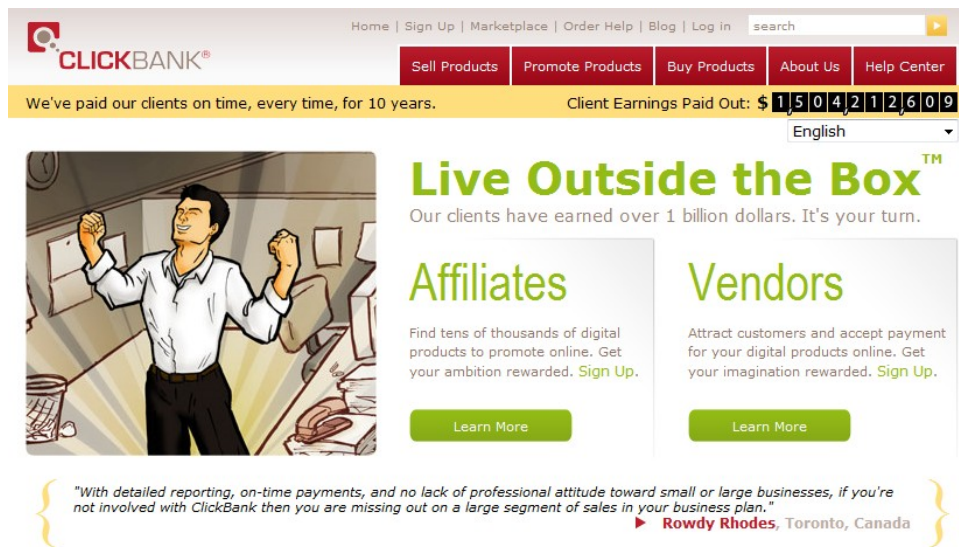
So let's get started!

Day 1 – Getting your material

First of all you need to decide exactly what you plan on promoting and get your affiliate link for this product.

If you don't already have a ClickBank account you need to sign up for one first at:

<http://www.clickbank.com>



The screenshot shows the ClickBank homepage. At the top, there is a navigation bar with links for Home, Sign Up, Marketplace, Order Help, Blog, and Log in. Below this is a search bar and a menu with options: Sell Products, Promote Products, Buy Products, About Us, and Help Center. A yellow banner displays the text "We've paid our clients on time, every time, for 10 years." and "Client Earnings Paid Out: \$1,504,212,609". A language dropdown menu is set to "English". The main content area features a cartoon illustration of a man in a white shirt and black pants, standing in an office and raising his fists in a celebratory gesture. To the right of the illustration, the text reads "Live Outside the Box™" and "Our clients have earned over 1 billion dollars. It's your turn." Below this, there are two columns: "Affiliates" and "Vendors". The "Affiliates" column says "Find tens of thousands of digital products to promote online. Get your ambition rewarded. Sign Up." and has a "Learn More" button. The "Vendors" column says "Attract customers and accept payment for your digital products online. Get your imagination rewarded. Sign Up." and has a "Learn More" button. At the bottom, there is a quote in curly braces: "With detailed reporting, on-time payments, and no lack of professional attitude toward small or large businesses, if you're not involved with ClickBank then you are missing out on a large segment of sales in your business plan." followed by "► Rowdy Rhodes, Toronto, Canada".

Then fill in the form for an account:

ClickBank Signup Form

Use your mouse, or *tab* and *shift* tab to move from blank to blank.

*** Required**

Where shall we send your checks?

Country:*

Payee Name:*

Street / PO Box:*

Suite or Apt #:

City:*

State / Province:

Zip / Post Code:*

How can we contact you?

Your first name:*

Your last name:*

Your email address (example: joe@aol.com):*

Email address confirmation:*

Your phone number (required!)*: ext:

Address of your Web site (if any):

Select an account nickname for your new account

Account Nickname ‡ (5-10 letters & digits):*

Check here to receive targeted, account specific promotions from ClickBank via email:

When you do choose your nickname this will form part of your affiliate link so please choose carefully. Don't use any silly ones as people will see this and you might find it rather embarrassing later on!

I use mine based on my products or will use them with a digit after them so that I can remember which one is which!

Once you have set up your account and confirmed it you will have your account details to log in as you please. Remember to set the payment details correctly so that you get paid and then you can log out.

Once you have your Clickbank you now need to choose which product you would like to promote first.

If you are not a member you can sign up at:

<http://www.dsm-publishing.co.uk/affiliates>

And once you have signed up you will be given full details of the member's area so you can access all the products. Click on the product that interests you and it will give you all your images and any other tools that you need.

It will also show you how to create your link and if still unsure it is like this:

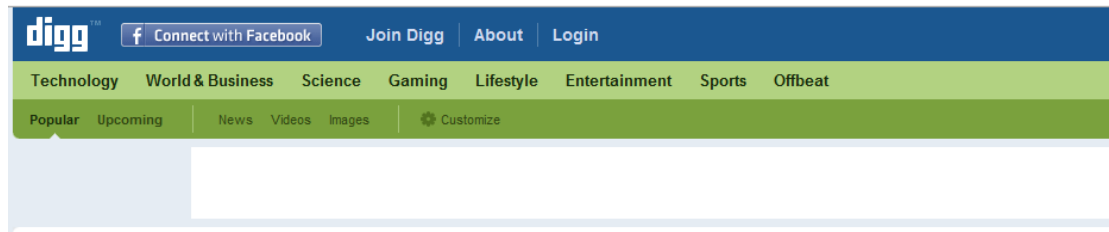
<http://YOURCLICKBANKID.PRODUCTID.hop.clickbank.net>

Then all you do is put the product ID that you are promoting in the product ID section and your ClickBank ID in the other one.

Day 2 – Setting Up Your Affiliate Foundations

Now for day two you need to getting your affiliate link about and telling the world about the product that you have decided to promote.

Step 1 – Social Bookmarking



The first step is to promote your link through a selection of fantastic social bookmarking sites. They are a great way to chat among the community and share your link at the same time.

Simply post your affiliate link as a story and you will be amazed by the response you will receive.

Here are my favourite social bookmarking sites:

<http://www.propeller.com>
<http://www.digg.com>
<http://www.folkd.com>
<http://www.reddit.com>
<http://clipmarks.com>
<http://buzz.yahoo.com>
<http://www.mixx.com>
<http://www.stumbleupon.com>
<http://www.delicious.com>
<http://slashdot.org>

You can get your social bookmarking instructions by [clicking here](#).

Step 2 – Email Signature

If you are anything like me you will exchange a lot of emails over the course of the week. Something simple that will get people clicking through to the link will have a great effect and don't put too many keywords in it as your email that you are sending might just be flagged for spam.

Back on the tools page you will find some great email signatures that you can use.

For an idea here is one I send out regularly to my subscribers:

To your online success!

Samantha
X

www.dsm-publishing.co.uk

mailing@dsm-publishing.co.uk

Our Blog: www.myeasyonlinepay.com

FaceBook: <http://www.facebook.com/dsmpublishing>

Twitter: <http://www.twitter.com/dsmpublishing>

=====
It's time to seriously think about where you see your future in 6 months from now!
What have you got to lose by jumping on board and following the internet marketing
superclass course? Watch and learn as you build your very own unique highly
profitable online business! <http://tinyurl.com/yhahf5z>
=====

If you use Yahoo mail like I do you can configure your own and with
IncrediMail and Outlook you have a wide variety of options available to
you.

Day 3 – Creating A Social Media Presence

If there are two sites for building a social media presence it has to be Twitter and FaceBook – you can simply generate a huge amount of traffic just from these alone. To achieve this once have set it up it only takes 30 minutes a day to maintain.

Step 1 – Twitter



What can I say about Twitter apart from the fact I adore it and it is an amazing place for building free traffic and anyone that doesn't use it is simply crazy!

Just by setting up a Twitter account and posting tweets about the products you are promoting can provide you with an endless amount of traffic.

I post my own products to my Twitter account so I know how good it is.

Something like this makes such a big difference:

Make money online and work from home with The Internet Marketing Superclass <http://tinyurl.com/yhahf5z>

Obviously there is a little bit more than this to Twitter so here is the link to my free [Twitter Ebook](#).

As you build up your Twitter account you will see your affiliate sales multiply. But to begin with make sure you use lots of keywords like make

money online, start an online business or something simple like work from home.

Step 2 – FaceBook

Now for the FaceBook system it is very easy to do all you have to do is post to people's walls, chat about your favourite movies and all of a sudden you have this amazing flow of traffic.

Here is the free report for using FaceBook:

<http://www.dsm-publishing.co.uk/freegifts/facebookfans.pdf>

Day 4 – Telling people about your affiliate link

One of the best ways of promoting your affiliate link is through free submission sites so I am going to take you through two of the best ways of doing this by writing two simple articles.

We are not talking about writing an essay just a nice 300 word piece of work which is a great size to work towards.

Step 1 – A Press Release

Once upon a time it was if you were a top journalist did you have the ability to be able to write a really good press release. However these days it is much better than what you thought.

Writing one is easy and all you have to do is include some good keywords so that it will get ranked on Google and remember that a press release must be written from a third party.

Here is your free tutorial so that you can put a press release together quickly and without effort:

<http://www.dsm-publishing.co.uk/freegifts/pressreleaseexpert.html>

Step 2 – Write A Review Article

I love writing review articles and they are one of the quickest ways to generate traffic through to your affiliate link.

You can do it as a top tips article too – either way you have the chance to showcase what you are talking about. Not all will allow affiliate links in the signature so have a plan of action at the end.

This can be a Squidoo lens where you have a more advanced review and you send people to this from the article.

Or you could create a Blog to tell people about your affiliate product through your Blog.

Remember one thing though – whenever you do anything it is very important that you tell your Twitter, FaceBook and social bookmarks all about it. So if you write a review publish it to your followers!

Day 5 – Hassle Free Affiliate Marketing Methods

Here are my favourite hassle free simple ways of building up your affiliate marketing campaign. All require very little work and are easy to follow and get involved in.

Step 1 – List Joe.com

Every internet marketing guru that I know is a member of List Joe and uses them on a regular basis. I do too – I love how I can send out emails to like minded people for FREE!

Once you sign up for a List Joe account you get 2,000 credits to begin with that entitle you to send out a free email to 2,000 members. Then once you have done this you can gain more credits by clicking through to the emails of other List Joe members.

We have included an email on our tools page and you can also use the same message to post to your own list if you have one.

Step 2 – Free Classified Adverts

I love free classified adverts and they can bring you a lot of free traffic whenever you need them. I personally have 200 free classified adverts going out everyday throughout different niches and have found it to be very successful.

You can create different adverts for different free classified sites and then send them out everyday. It is a ten minute job or you can outsource the task like I do.

The free classified sites that I recommend are:

<http://www.craigslist.org>

<http://classifieds.yahoo.com>

<http://www.usfreeads.com>

<http://www.adlandpro.com>

<http://epage.com>

<http://www.backpage.com>

<http://classifieds.myspace.com>

<http://www.oodle.com>

<http://www.adpost.com>

<http://www.sell.com>

<http://www.ozfreeonline.com>

<http://www.gumtree.com>

The majority will allow affiliate links which makes it even easier for you!

Step 3 – Free Traffic Exchange Sites

Free traffic exchange sites are just as good as any other form of traffic and can provide you with amazing long term results.

Just treat them in the same way as you would with List Joe and follow the sites instructions. Once inside the sites simply post your affiliate link for the world to see.

My favourite free traffic exchange sites are:

<http://www.trafficswarm.com>

<http://www.ilovehits.com>

<http://www.dragonsurf.com>

<http://www.advertisingknowhow.com>

<http://www.click4click.com>

<http://www.thebannerexchange.net>

<http://www.exchangead.com>

Day 6 – Community Affiliate Marketing

Here are three great methods for generating affiliate traffic just by chatting within the community. I use both methods on a daily basis and have always got great results from both methods.

Step 1 – Forum Marketing

I first started using forum marketing for traffic building back in the year 2005 and have used it ever since. It gives you a great way of building up your reputation at the same time as recommending links to others.

Some forums wont allow affiliate links in the signature but with these you can just have it pointing to your Blog, Squidoo lens or even an article.

For my products here are the best forums for you to use:

<http://www.warriorforum.com>

<http://forums.digitalpoint.com>

<http://www.internetmarketingforums.net>

<http://www.im4newbies.com/forum>

<http://www.wickedfire.com>

<http://www.ewealth.com>

<http://www.blackhatworld.com>

Also grab my free forum marketing report to help you with your forum posting even more:

<http://www.dsm-publishing.co.uk/freegifts/forummarketing.pdf>

Step 2 – Blog Commenting

Blog commenting is an incredibly fast way of getting you unlimited traffic just by saying a few short words with others. You can compliment someone on their Blog and then at the end when it links back to your website include your affiliate link instead.

Search Google for quality do follow Blogs in the internet marketing niche and you will find thousands to reply on. Aim for doing at least 25 a week though the more you do the more traffic you will achieve.

You can read my full Blog marketing guide at:

<http://www.dsm-publishing.co.uk/freegifts/blogmarketing.pdf>

Step 3 – Yahoo Answers

I love Yahoo Answers and it can provide you with a huge traffic drive. All you have to do is reply to answers and the traffic will be amazing. A lot of Yahoo Answers rank high on Google so you have the chance of repeat traffic too.

For more on Yahoo Answers and how to do it here is my [free guide](#).

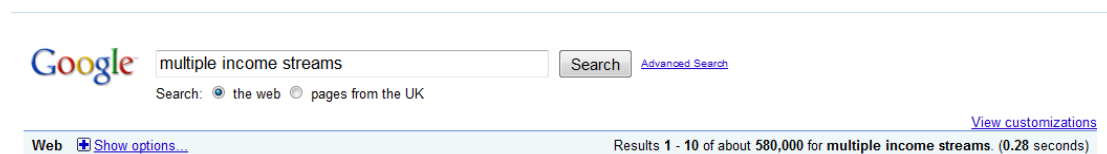
Day 7 – Using SEO To Build Up Your Affiliate Traffic

Finally saving the best until last, backlink building for SEO purposes is the best way to build up your traffic. As then even a year down the link you can be getting thousands of hits to your affiliate link without having to lift a finger.

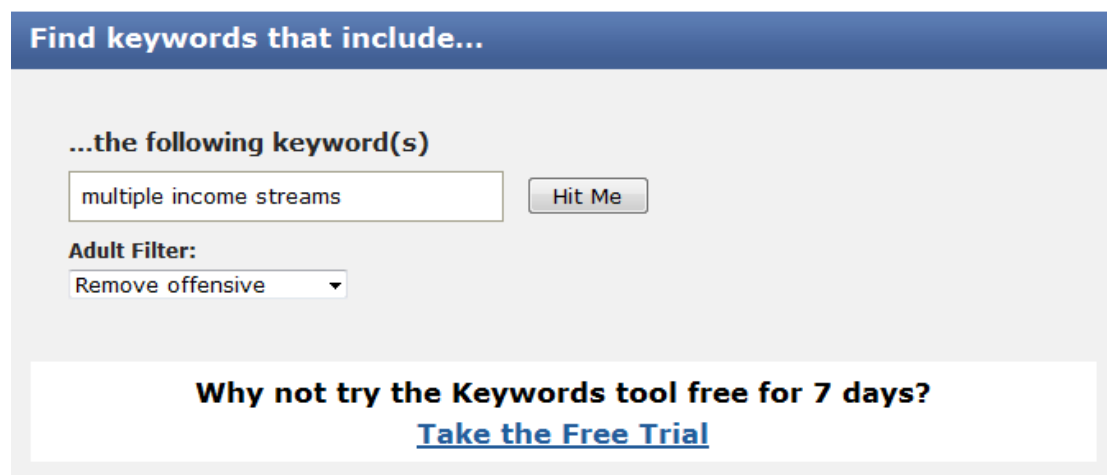
The easiest way to do this is with Angela Edwards backlink packets and you can find out more about them [here](#).

Then all you do is full the instructions in the screenshots. Use keywords that are appropriate to what you are promoting and then you will be creating a presence for them so that people can find them on Google.

For quick results go for keywords that get less than 1,000,000 competition on Google:



And has more than 50 searches a day on Google:



multiple income streams 117 searches (top 100 only)	
Keyword	Searches (?)
1 multiple streams of income (search)	56

To check the results I use Word Tracker and you can use it here:

<http://freekeywords.wordtracker.com/>

Then build it up with two new keywords at a time and you will experience amazing results.

Then once you have achieved the results you are looking for with one product you can start targeting another and before you know it you have an amazing selection of income streams from lots of affiliate products.

I also recommend that you try the following as these can also bring you in amazing results:

- *Add affiliate banners onto your website or Blog or free banner exchange site
- *Build keyword rich hubpages
- *Build keyword rich Squidoo Lenses
- *Place banners and links on your download pages
- *Include the affiliate link in viral reports
- *Recommend the affiliate products to your customers or friends

I am sure you will be very successful with your affiliate campaign and this report will help you along your way. Also don't forget to subscribe to my free Ezine at <http://www.samanthamilner.com>.

Thanks for reading.

To your online success

Samantha Milner

X

[PS we have a range of quality PLR that you can use to create your own affiliate viral report. Fantastic reports for just three dollars each!](#)