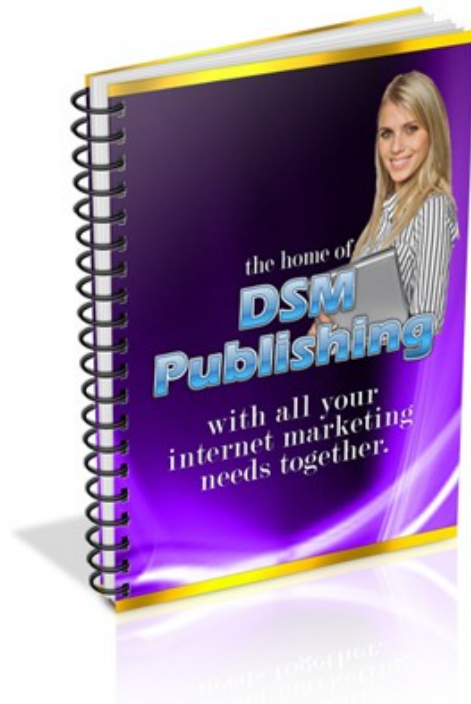


The DSM Publishing Ultimate Fast Track Tutorials

Giving you **HONEST** step by step instructions
so that **YOU** can make money online without
falling for the scams



Backlink Management

**You Have Full Master Resale & Giveaway
Rights To This Product! Basically You Can Do
Whatever You Like With It As Long As It Is
Not Altered.**

**If You Would Like Premium Master Resale
Rights On This Product Please [Click Here](#)**

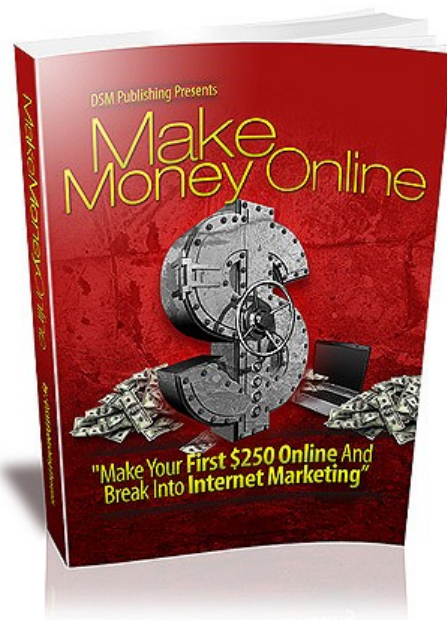
**By DSM Publishing Limited
www.dsm-publishing.co.uk**

Please Note

The information contained in this publication is for reference only. The author and/or publisher are not liable for any losses, actions or liabilities that arise from reading or using any of the information contained in this publication. The reader/ user is responsible for checking and adhering to any legal requirement pertaining to the use, downloading or any resultant action from any software versions arising from a link in this book. The author and /or publisher are not responsible for any broken links although we try our best to make sure the information contained herein is accurate.

Affiliate Program

We have this great recurring income program in place so that by sending people to our free report you can make an absolute killing. How it works is that when people enter their email address for the free report which you can see [HERE](#) they are then offered a package for \$27 a month that shows them how to make money online. This program is geared around the free report so the results are amazing. They will then be offered to buy other products through our autoresponder sequence.



If they sign up through your affiliate link on ClickBank you earn 60% on all the sales. All you have to do is send people to our free report and we will do the rest. It's so much easier to say "check out this free report" rather than trying to sell them something and the end result is still the same. You can sign up by [clicking here](#).

FOREWORD

Welcome to the latest issue of our monthly Fast Track Tutorials.

We're really glad that you gave us the chance to show you our way of doing things within Internet Marketing and we are really looking forward to helping you with your online business. Our ultimate goal is to see money floating into your bank account and if it is already improving on the current amounts.

We are going to start on some of the basic principles that even some experts fail to get to grips with so even if you do have a degree of experience I am sure that there will be content that you will not have thought about. We find that even after four years we come across methods from time to time that we had never even considered had tried out and thoroughly impressed us when it worked.

Most importantly we will include these methods to you in our tutorials so that you can implement them into your business!

All the monthly tutorials will be between 12-15 pages in length so that you can get to grips with all the information, take action on it and be ready for the next month's work. Where appropriate I will include screenshots so that it is even easier to follow.

We will always keep you up to date – so if we find something new that works better than an earlier method we will tell you all about it. We will also give you an overview with what it is all about so the experienced marketers can move on to the next bit if they wish. Within three months I can't see a marketer on this course not making money.

Obviously I'll start with the basics with the idea of getting you up and running as quickly as possible. We have had a wealth of experience online and we will provide you with all the information that you possibly need so that you can make a living online. Everyday I come across internet marketers that have been around for over a year and still haven't broken even after letting me put you through your paces you will not be one of them.

If you would like to take advantage of our Internet Marketing Superclass & discover how to make money online then [click here](#)

BACK LINK MANAGEMENT

Today I will be chatting to you about using back links to build your business on the internet so that you can have your very own stream of targeted traffic that will last a lifetime.

Once you have your products it's pointless having them on display without the internet world knowing about them.

I often read on the warrior forum threads were people are asking what's the best online traffic through to your websites?

For me there is only one answer and that is Google.



[Advanced Search](#)
[Language Tools](#)

Search: the web pages from the UK

[Advertising Programmes](#) - [Business Solutions](#) - [About Google](#) - [Go to Google.com](#)

©2010 - [Privacy](#)

It just doesn't get any better than this – but the truth is there are loads of different ways to build up those back links so I am going to run through the best ones with you and suggest that you combine them to build the best ever back links to your websites.

1 – Article Writing

Article writing is probably the most well known part of article writing and in my opinion is the most expensive. However it is all taken the most seriously and not only are you building a back link, but you are also getting in the searches of article directories and on peoples Blogs.

I love article writing because it allows you to get the attention of people on all sorts of levels.

First of all your article will be seen by readers of the article directory and this then leads traffic through to the signature of your article. Many people that write articles will do so by just asking people to click through to your website but it is about much more than this.

The secret is to have a really good anchor text focusing on the keyword that you want to promote. So say for example you are working on “make money online” with your link it will look like this:

[Make Money Online](#)

You can also have two keywords in one article with the second it could be “Work From Home” and then it would look like the following:

[Make Money Online](#) and [Work From Home](#)

Then whenever your article is displayed in a directory you will be creating two live back links through to your website or Blog. Because you can very easily work off small keywords you can very easily create a sentence of them giving you the chance to shine with your back link management.

Many people fail to use keywords in their signatures on articles and this is when they go wrong. As by doing this with a few articles you can really make the difference on Google especially if the article directories have a high ranking on Google.

But when you do an article you have to remember that it doesn't end there. Once your article is approved you have to think about the next stage and this usually involves submitting it to other article directories.

I always start with <http://www.goarticles.com> and always use <http://www.articlesbase.com>.

Many people aren't very big fans of articlesbase.com but I honestly love them. They don't have the best traffic in the world but it's what people do with the article that is so important.

For example people will re-use them on their own Blogs with the signature appearing on their Blogs pointing straight at you!

So if just ten people post one of your articles on their Blog you will have ten amazing backlinks straight back to you. This is better than posting your article ten times and you don't have to do any extra work in order to reap the benefits.

I also recommend posting the article to the following directories:

- <http://www.feelgr8.co.uk>
- <http://www.articlealley.com>
- <http://www.articledashboard.com>
- <http://www.articlecube.com>
- <http://www.ideamarketers.com>
- <http://www.waffsphere.com>
- <http://www.amazines.com>

You could also post it to a Blog on the Warrior Forum for even more exposure.

This is our Blog on the Warrior Forum:

<http://www.warriorforum.com/blogs/dsmpublishing/>

The screenshot shows the Warrior Forum website interface. At the top, there is a navigation bar with the Warrior Forum logo and a newsletter sign-up form. Below the navigation bar, the user profile for 'dsmpublishing' is displayed, including their join date (Nov 2008), location (Portugal), and post count (1,352). The main content area features two forum posts. The first post is titled 'The internet marketing superclass is now live' and was posted on 01-18-2010 at 03:11 PM. The second post is titled 'Explode the internet with your powerful long tail keywords' and was posted on 01-18-2010 at 12:56 PM. Both posts are by the user 'dsmpublishing' and include a small profile picture and the text 'dsmpublishing Friendly Warrior'.

2 – Social Bookmarking

Now you can follow it up with posting a link about your article on a number of social bookmarking sites. This will help get your article noticed by the article directories.

The majority of the social bookmarking directories will ask you say more about the story that you are sharing the link about and at this exact moment you use the same keywords as you did with the articles just without posting the domain name.

Then it will ask you for the exact domain of your story and this is when you link the keyword to your website.

If for example in the section above you see someone using your article on their Blog bookmark this too as it will also provide a link back to you.

Here are the social bookmark sites that I personally get the best results from:

<http://www.propeller.com>

<http://www.digg.com>

<http://www.folkd.com>

<http://www.reddit.com>

<http://www.delicious.com>

<http://www.mixx.com>

<http://buzz.yahoo.com>

<http://www.stumbleupon.com>

<http://clipmarks.com>

<http://faves.com/home>

<http://www.diigo.com>

You can also post your articles on your Twitter and facebook account. But if you do make sure you spread them out so that you don't look like a spammer if you have written several articles.

3 – Angela's Back link Packets

I am a big fan of Angela Edwards and her back link packets and they have been made so that even the newcomer with hardly any time spare can spend five minutes a day doing them.

Plus the price tag on them is pretty amazing at just five dollars a month (which I am sure anyone of us can afford).

They come with a full PDF showing you how to do them with an amazing selection of screenshots. When I was doing them for the first time I was shocked by how easy it is to do.

I also then went out and bought all the back months packets and it has made an amazing difference to my websites SEO traffic.

[You can find out more about them on this link here:](#)

<http://www.easybacklinkbuilder.com>

When you do use Angela's back links please don't abuse the system. As a few individuals have posted twenty links on just one source and the webmasters will then shut everyone's account down and it will spoil it for everyone else.

If you have more than one website/niche to promote like me hire an outsourcer to do the other niches on a different IP address and then you wont have any bad issues to resolve.

4 – Blog Commenting

I love commenting on Blogs and it is a great way of not only getting your voice heard but also your keyword in the search engine results on Google.

Though to make it successful you need to do a lot of forum posting yet at the same time make the posts look good without them coming across as spam.

To get the keyword in a Blog post all you need to do is have the name section down as your keyword and then include your domain name in the website section.

You then have your keyword in the search engine results. With Blog post's it is always much better to have the high ranking Blogs though a selection of Blogs will always do the trick.

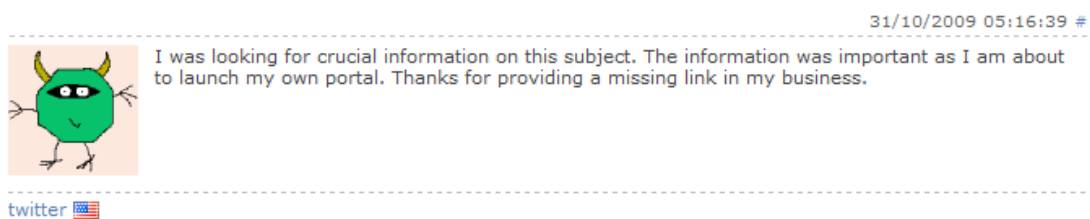
I have been using the following for this service for a little while now and so far so good:

<http://www.warriorforum.com/warrior-special-offers-forum/135615-dofollow-blog-commenting-service-5-cents-link-dominate-googles-first-page-now-35-rave-reviews.html>

There are a lot of different comments from warrior members that are all satisfied with the service and I am one of them.

The comments don't actually look like spam which I believe is why the back links on these Blogs work so well.

You also get a report with the link to the Blog comment so that you can have a look yourself to see if they have been done properly.



They provide with really good links on loads of different Blogs and for \$90 you can have 1,500 Blog backlinks. Just imagine how long it would take you to achieve the exact same amount!

5 – Forum Posting

The forum posting method can have the same affect as Blog commenting yet most people that I see doing it do it totally wrong.

They see forum posting as a way to develop a list of hungry subscribers but it should also be about creating a huge amount of back links through to your products and services.

You will see many links in a forum signature which will just introduce you to a newsletter and nothing more than that.

Instead you need to fit lots of keywords in this section but without them looking like spam. You also need to plan your future on this forum at the same time. Because if you change your signature in the future it will cancel out any of your older keywords.

Most will give you about five lines of space so make sure you use it wisely.

This is my current signature on the warrior forum:

Make Money Online
How To Make Money On Twitter Free Twitter Ebook
The Samantha Milner Blog | Make Money Online Blogging
How To Make Money Online For Beginners
Make Money Online For Free

As you can see this provides me with lots of keywords all at the same time:

- *Make Money Online
- *How To Make Money On Twitter
- *Free Twitter Ebook
- *Make Money Online Blogging
- *How To Make Money Online For Beginners
- *Make Money Online For Free
- *The Samantha Milner Blog

So from five lines I am able to create seven different keywords yet it still looks professional and isn't spam at all.

Then whenever I post a reply to a thread on the warrior forum or start one myself this will create a back link back to my websites that are in my signature.

If you post just five times a day which can take less than ten minutes you are generating twenty five fantastic back links. Yet at the same time people are visiting these links and buying your products or opting in to your mailing list.

If you do not have the time for this you can always use websites such as odesk.com where you can outsource staff to do this for you.

I have outlined five different ways to build the back links through to your products and services. If you use just one of them you can make a real difference to your business. Now its time to decide what you want to do to build up your Google traffic!

PUT INTO PRACTICE

1. Create a plan of action for your back link campaign (do you want to go for it and follow all five or start slowly to begin with?)
2. Set up your back link campaign and hire staff from odesk.com to deal with the work for you.
3. Decide on the keywords that best represent your business and then plan which sites you would like to build your keywords on first.
4. Watch your links grow and follow up on it by adding back links to your other niche sites. Plan more keywords for your websites over the following months until you have amazing traffic.

And last but not least.....

5. Go and implement it!

See you next month

Samantha Milner

Samantha Milner
Author – The Ultimate Fast Track Tutorials

Sign up at <http://www.dsm-publishing.co.uk> and receive the new fast track tutorials direct to your inbox.